

The logo for samTrans, featuring the text "samTrans" in a bold, sans-serif font. The "a" and "m" are lowercase, while "T" and "r" are uppercase. Below the text are three horizontal bars: a red bar on top, a white bar in the middle, and a blue bar on the bottom.

Mobility Management – Shuttle Performance

Community Relations Committee
July 5, 2017
Agenda Item 6

Shuttle Programs

The logo for samTrans, featuring the text "samTrans" in a bold, sans-serif font. The "a" and "m" are lowercase, while "T" and "r" are uppercase. Below the text are three horizontal bars: a red bar on top, a white bar in the middle, and a blue bar on the bottom.

- Shuttle Overview
- Business & Public Partners
- FY 2018 SamTrans Funding
- FY 2018 JPB Funding
- Ridership
- SamTrans/JPB Fleet
- Summary



Shuttle Overview

samTrans

- Business & Public transportation partnership
- All buses are ADA compliant
- Everybody rides free on all SamTrans & JPB administered Shuttle programs
- Routes posted on SamTrans & JPB web sites
- Over 500 companies cited on user survey
- Flexible service
 - Match schedules to train arrival/departures
 - Match vehicle size/capacity to meet route demand
 - Hi-tech & bio-tech shutdown periods
 - Respond to emergency situations

3

Shuttle Overview

samTrans

Caltrain – 27 routes

- Operates in 3 counties
- Serves 14 stations

SamTrans – 8 routes

- Serves 5 BART stations

Open to the public

- 3.1 million annual trips
 - Caltrain 2.65 million trips
 - SamTrans 450,000 trips
- 5.5 million passenger “last mile” enable Caltrain and BART to reduce an estimated 24 million passenger car miles off our roads

4

Business Partners

samTrans

Approximately 90 employers directly contribute to the Shuttle programs.

Some of the business partners:

- Dolby Laboratories
- Exelixis, Inc.
- Google
- FedEx Trade Networks
- Franklin Templeton
- Oracle
- Permanente Medical Group
- Seton Medical Center

5

Public Partners

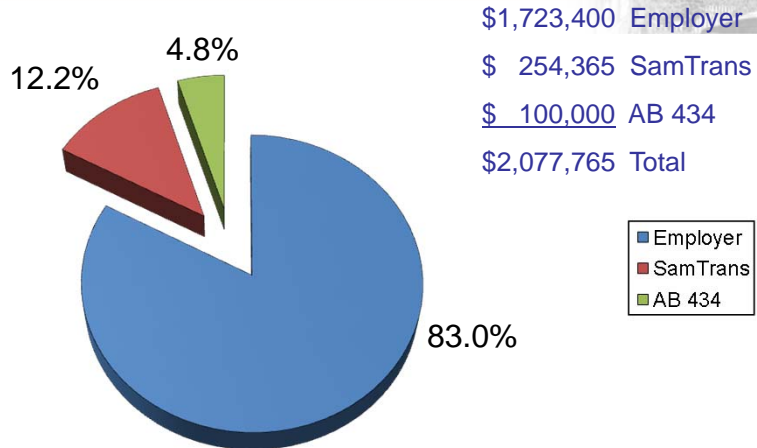
samTrans

- **BAAQMD (TFCA funding)**
- **C/CAG (Grant Program and TFCA funding)**
- **Peninsula Traffic Congestion Relief Alliance (Commute.org)**
- **Communities/cities** (Burlingame, San Mateo, Menlo Park, Palo Alto)
- **Peninsula Corridor Joint Powers Board**
- **San Mateo County Transportation Authority**

6

FY2018 SamTrans Funding

samTrans



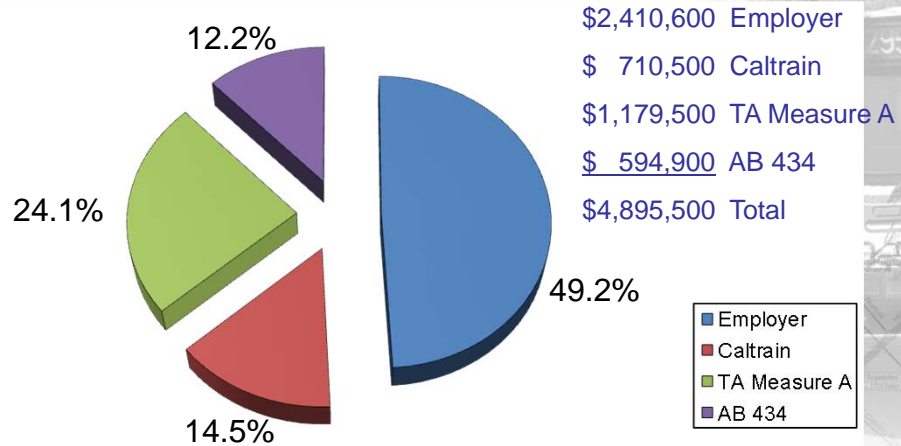
\$1,723,400 Employer
\$ 254,365 SamTrans
\$ 100,000 AB 434
\$2,077,765 Total

■ Employer
■ SamTrans
■ AB 434

7

FY2018 JPB Funding

samTrans

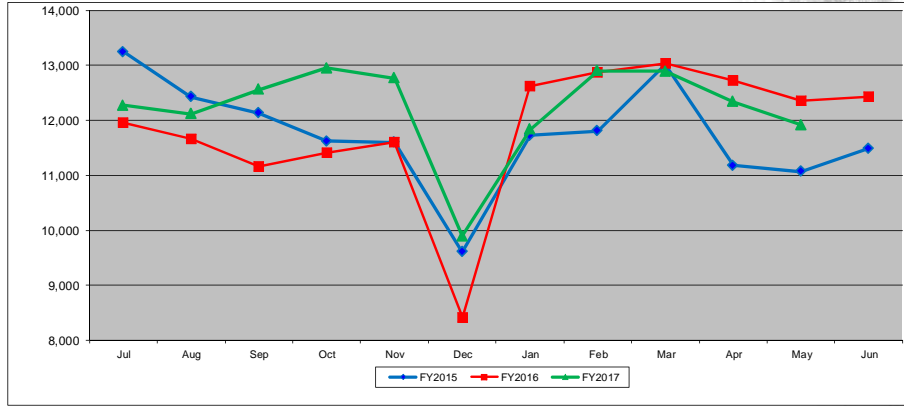


\$2,410,600 Employer
\$ 710,500 Caltrain
\$1,179,500 TA Measure A
\$ 594,900 AB 434
\$4,895,500 Total

■ Employer
■ Caltrain
■ TA Measure A
■ AB 434

8

Shuttle AWR



Shuttle AWR by Station



<u>County</u>	<u>Station</u>	<u>SamTrans</u>	<u>Caltrain</u>
San Francisco	Balboa	580	
	Bayshore		60
San Mateo	Daly City	150	
	So. San Francisco	340	
	San Bruno	200	
	Millbrae	260	450 (710)
	Hillsdale		360
	Belmont		20
	San Carlos		290
	Redwood City		220
	Menlo Park		230
Santa Clara	Palo Alto		190
	Mountain View		370
	Lawrence		200

SamTrans/JPB Fleet

samTrans

- 2015 model year with updated branding
- Reduced fleet emissions
- Three vehicle configurations – 20, 28 & 42 seats
- All buses ADA compliant, capacity for two wheelchairs
- Two-bike capacity racks
- PA system - interior/exterior for stop announcements
- Head and curbside electronic designation signs



11

Summary

samTrans

- A successful Public and Private Partnership
- Shuttle programs significantly leverage external funds
- Annual grant funding is variable
- Ridership is stable (YTD, AWR 12,220)
- Shuttles provide “last-mile” to support BART and Caltrain to keep cars off our roads and highways, for an approximate combined 30 million passenger car miles per year.

12