

# Mobility Management: Fixed-route Bus Service

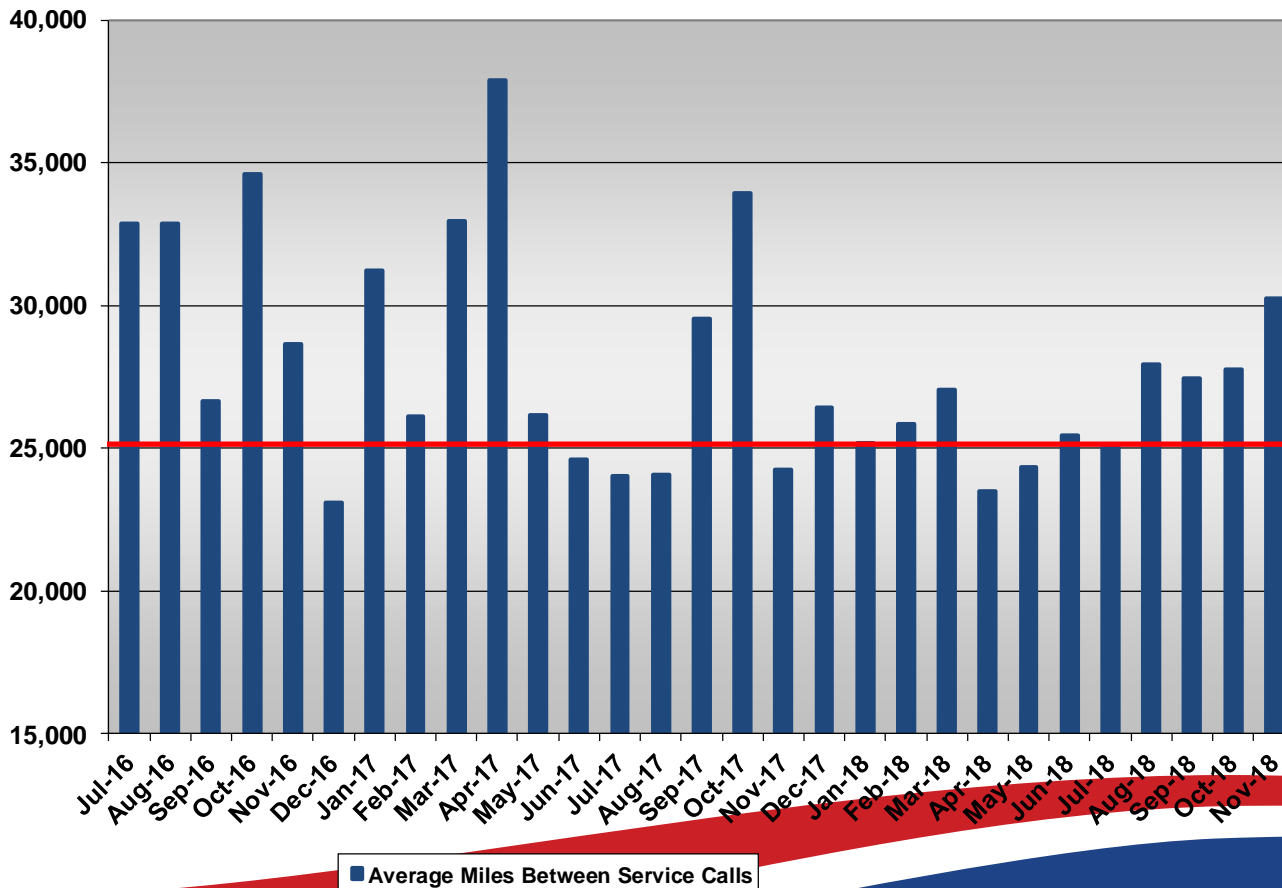
Community Relations Committee  
February 6, 2019

# Fixed-route Bus Service

---

- Key Performance Statistics
- SamTrans Ridership
- Service Quality
- All Electric Bus
- Service Adjustments
- Summary

# Fixed-route Fleet Reliability



MBSC	
<u>Year</u>	<u>Mo Ave</u>
FY 2002	12,000
FY 2007	20,000
FY 2015	25,280
FY 2016	27,602
FY 2017	29,224
FY 2018	25,884
FY 2019	28,053 YTD

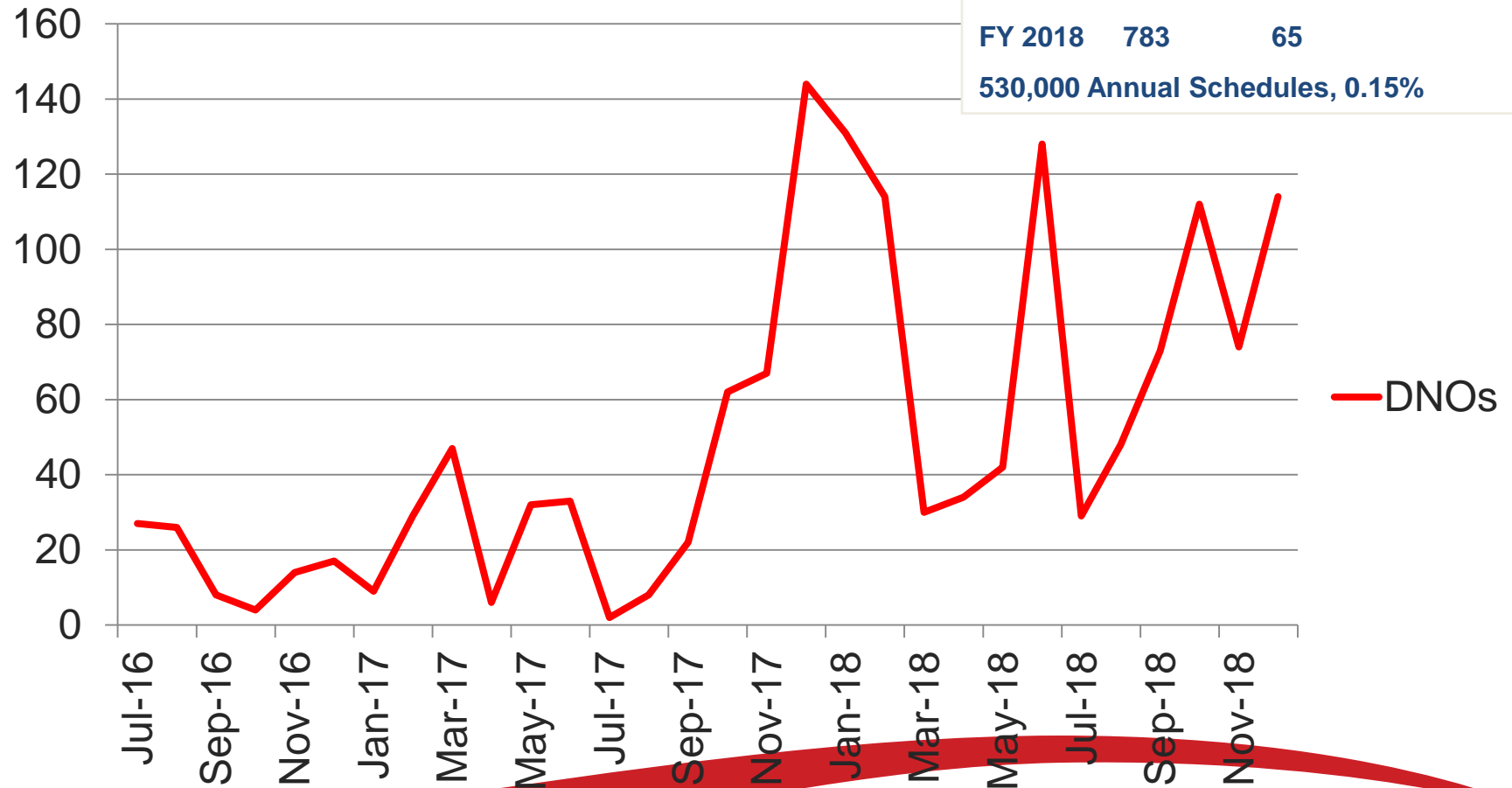
**Goal 25,000 miles**

# Missed Schedules

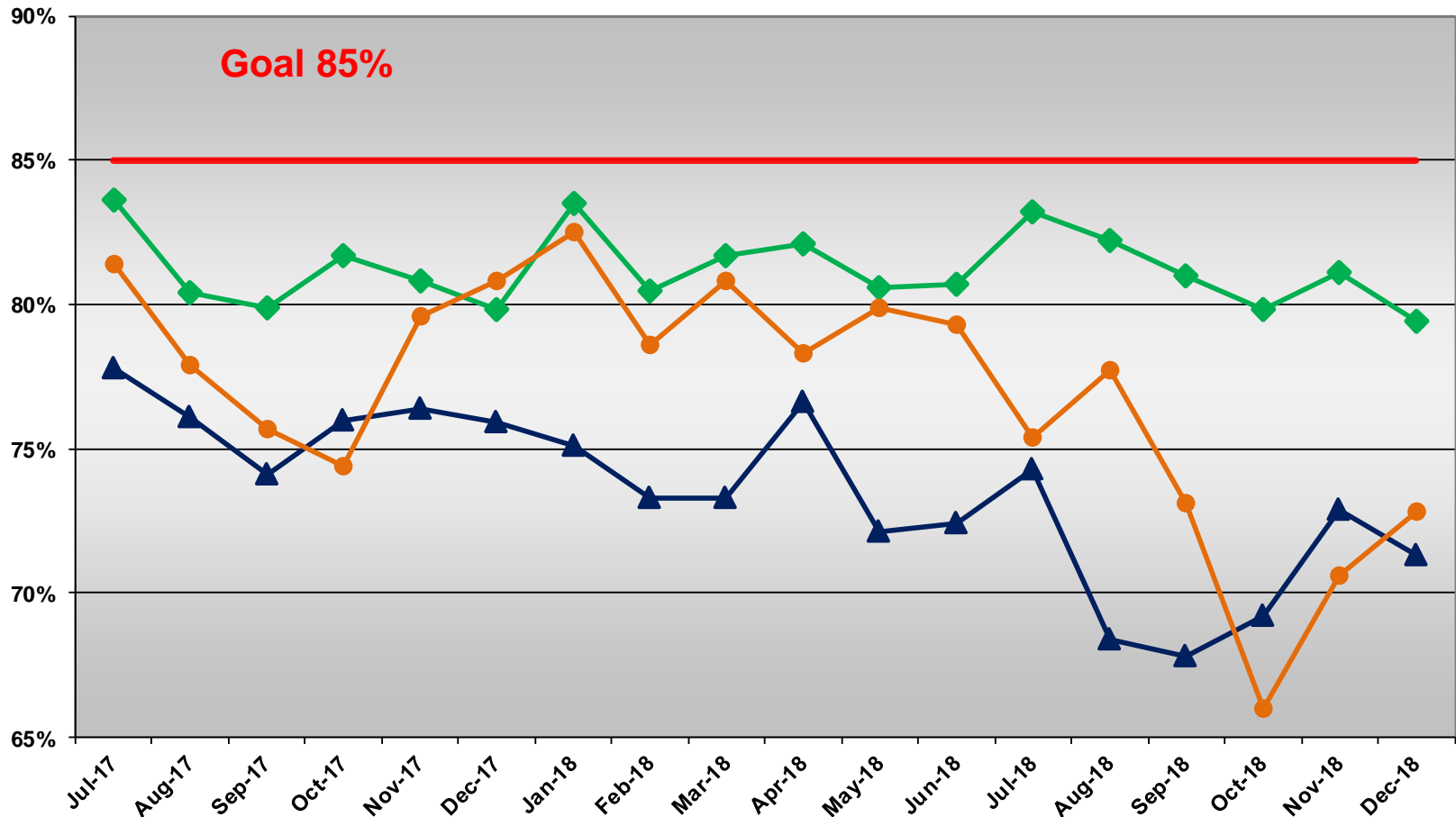
## DNOs

	<u>Annual Total</u>	<u>Monthly Average</u>
FY 2017	252	22
FY 2018	783	65

530,000 Annual Schedules, 0.15%

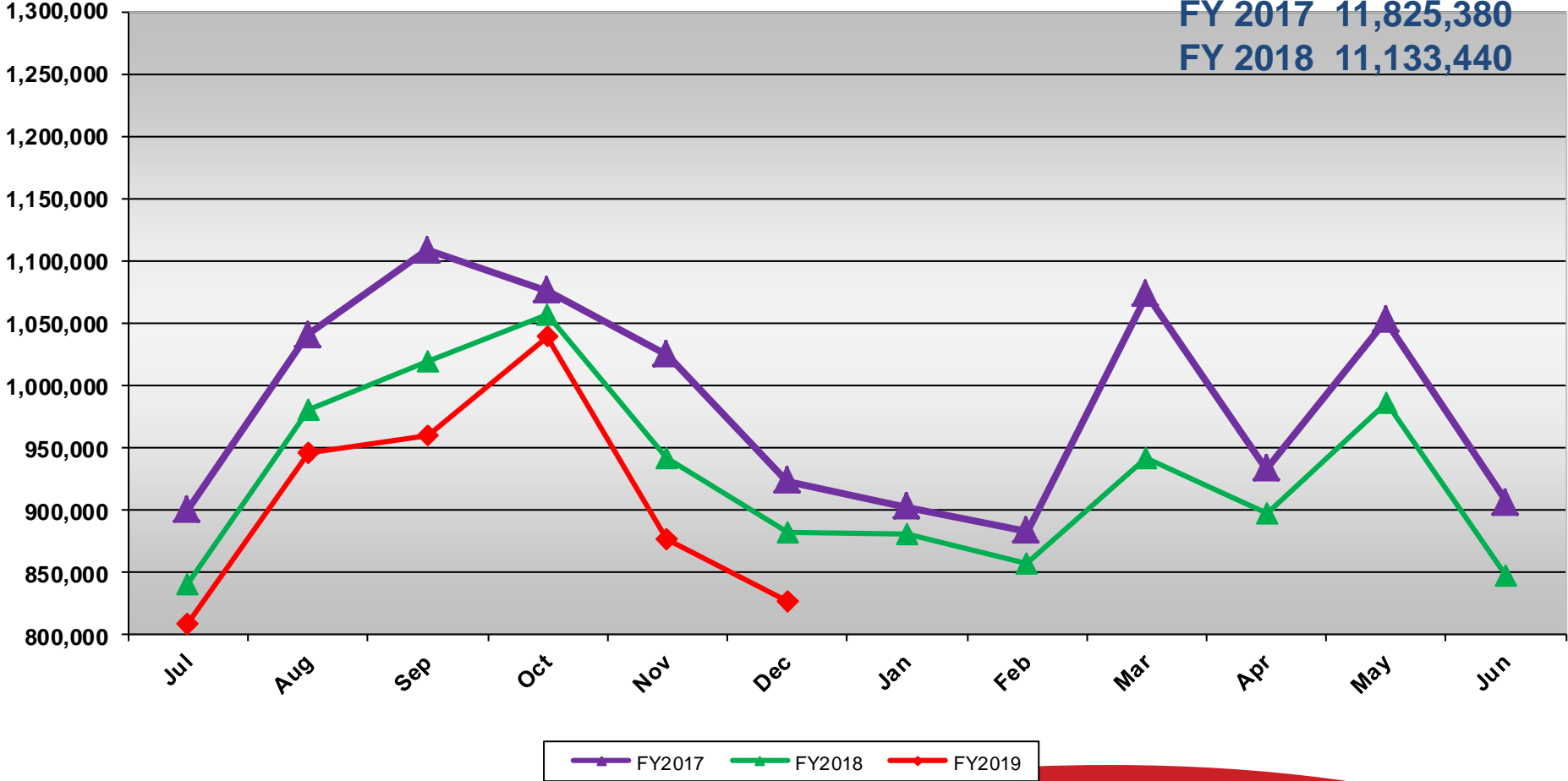


# On-time Performance

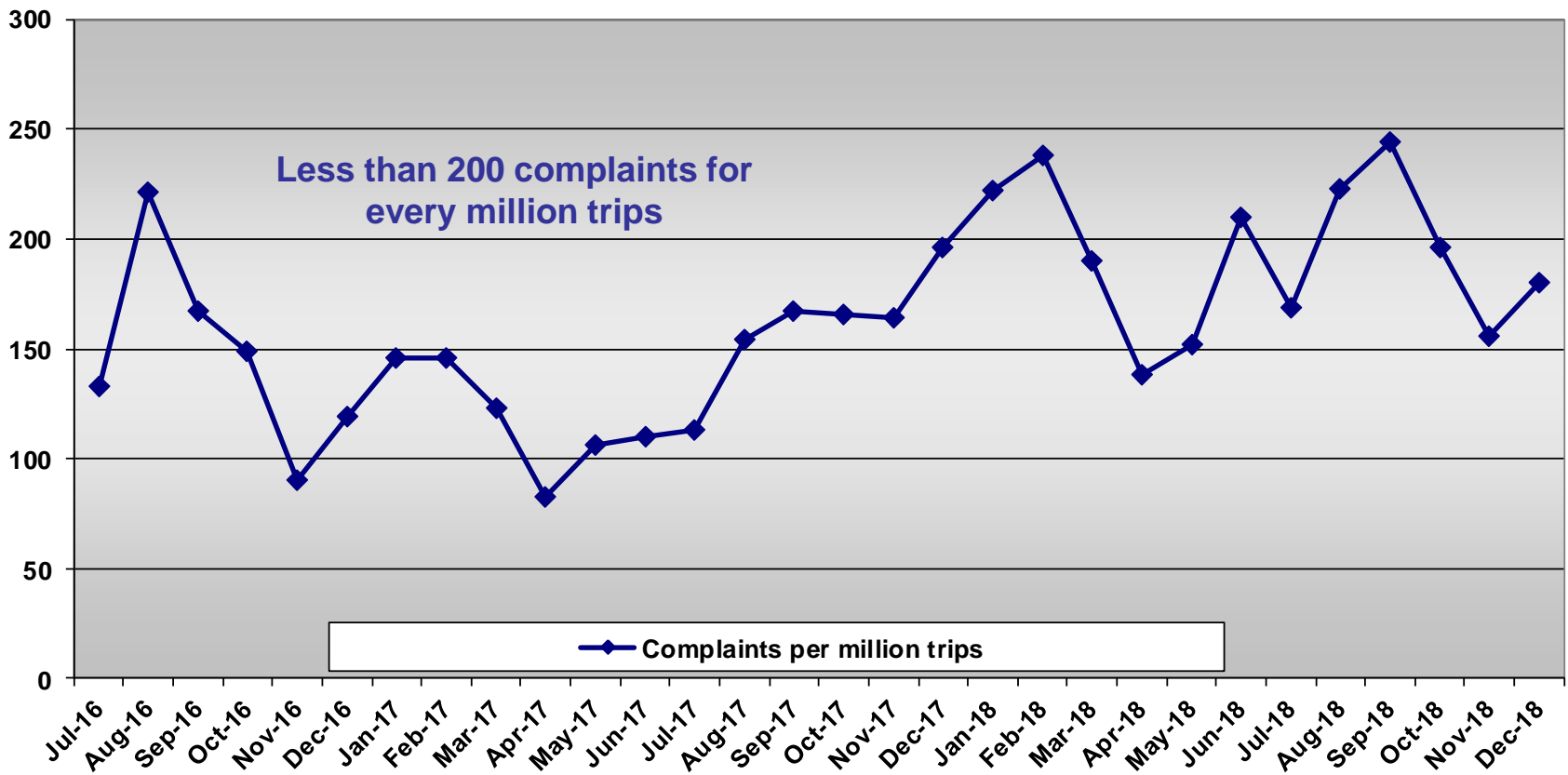


# Total Monthly Ridership

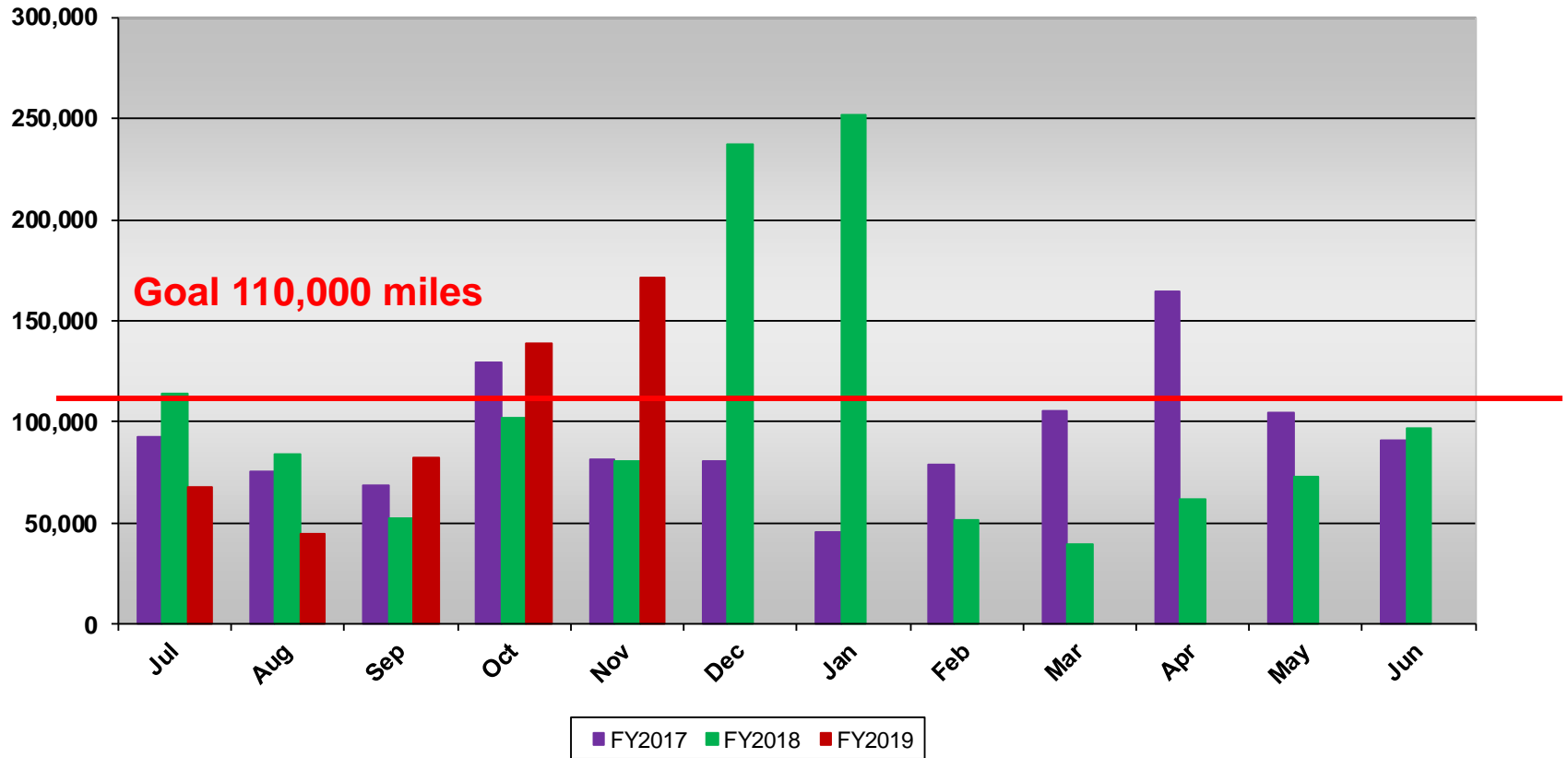
**Total Annual Trips**  
**FY 2017 11,825,380**  
**FY 2018 11,133,440**



# Complaints



# Miles Between Accidents





# Bus Ridership Comparison

## YTD Bus Ridership (000) for 5-months ended November

	<u>FY 2018</u>	<u>FY 2019</u>	<u>Decrease</u>	
SamTrans	4,839	4,632	-207	-4.3%
A/C Transit	22,346	23,656	1,310	5.9%
Sacramento RTD	4,520	4,015	-505	-11.2%
San Diego	20,431	20,342	-89	-0.0%
San Francisco Muni	67,528	67,768	240	0.1%
Santa Clara VTA	12,298	11,777	-1,121	-9.1%
Austin, TX	11,795	12,117	322	2.7%
Minneapolis-St. Paul	24,288	23,485	803	-3.3%
New York City	307,482	300,364	-7,118	-2.3%
Seattle, WA	50,987	51,384	397	0.8%
National - Bus	1,915,710	1,862,637	-50,073	-2.6%

# All Electric Bus

---



- Two electric buses have been delivered to SamTrans and will be used for training Bus Operators and Mechanics and placed into service by March.
- Eight buses will be delivered starting late this year.
- The buses cost approximately \$800,000 each.
- Up to seven charging stations will be purchased at a cost of approximately \$50,000 each.

# Service Adjustments

---

- **Route 295 is extended from San Mateo Caltrain Station through San Carlos to Redwood City**
- **Continuing analysis of low performing routes, new service area opportunities, express and semi-express service**
- **Evaluation of ECR and the ‘pilot’ ECR – Rapid**
  - **Added 8 stops to enhance local service on the ECR - Rapid**
- **Initiation of ‘pilot’ Pacifica micro-transit April 2019**
- **Sliding seats – expand this strategy that was initiated in August 2017**

# Service Adjustments

---

- **Implementing service adjustments to reduce deadhead miles**
  - North Base (South San Francisco)
  - South Base (San Carlos)
  - CUB contractor base in San Francisco (leased location)
  - Small contractor base in Half Moon Bay (leased location)
  - Brewster utilized by CUB contractor (Redwood City)
- **Vehicle replacement**
  - 60 buses – 40-foot 2003 Gillig Lowfloor
  - 55 buses – 60-foot 2002 NABI articulated
- **Transit Asset Management (TAM)**
  - Tracking & maintaining assets ensuring state of good repair

# Summary

- **Fleet reliability remains high**
- **Customer satisfaction is good**
- **SamTrans ridership decline is consistent with national trends**
- **On-going efforts are to analyze and improve system performance**
- **Pursuing efficiency through rebasing and sliding seats**
- **Analyze service area opportunities for reinvestment of savings and/or Measure W funds**